


# RocketAIC 7540HW

**8x M.2 to PCIe 4.0 x16 NVMe Drive**



**Quick Installation Guide**

**V1.03**

## **System Requirements**

### **Hardware**


- PC platform with a free physical PCIe 4.0 (3.0 or 5.0) x16 slot
- Form factor: Full-Height, Full-Length

### **Operating System**

- Windows 11, 10/ Server 2022, 2019, 2016/ Microsoft Hyper-V
- RHEL/Debian/Ubuntu/Fedora/Proxmox/Rocky Linux  
(Linux kernel 3.10 and later)

# Hardware


## Front View



## Hardware Installation

Please follow the steps below to install the RocketAIC 7540HW into a motherboard with a compatible PCIe slot.

1. Disconnect all power and powered devices from your system.  
Open the motherboard chassis cover.
2. Insert the RocketAIC 7540HW into one of the system's open PCIe 3.0/4.0/5.0 x16 slots.
3. Connect and power up external power supply.



**Note:** If the external power supply is not powered on, the SSDs may drop offline or remain undetected, which could lead to data loss.

4. Once the RocketAIC 7540HW is fully seated affix the included screw to the bracket.
5. Reassemble the chassis cover and reconnect the system to the power supply.

**Note:** *If you encounter any problems with damaged parts (e.g. fans, screws, heat sinks, heat dissipation silicone, etc.) during use, you need to contact our customer support team for professional help and guidance to avoid unexpected situations. You will be responsible for all the consequences of solving the problem by yourself.*

## **Resources**

A variety of manuals, guides and FAQs are available for RocketAIC 7540HW series NVMe drives.

In addition, we recommend visiting the Software Downloads webpage for the latest drivers, management interfaces, and installation guides.

For Software Downloads, Documentation and more information about this product, please visit the following website:

<https://www.highpoint-tech.com/rocketaic/ra7540hw>

### **FAQ & Troubleshooting:**

[FAQ - HighPoint Technologies, Inc. \(helpjuice.com\)](https://www.highpoint-tech.com/helpjuice.com)

## **Customer Support**

If you encounter any problems while utilizing RocketAIC NVMe drives, or have any questions about this or any other HighPoint Technologies, Inc. product, feel free to contact our Customer Support Department.

Web Support:

<https://www.highpoint-tech.com/websupport>

HighPoint Technologies, Inc. websites:

<https://www.highpoint-tech.com>